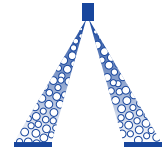


Compact symmetrical air-injector twin flat spray nozzles IDKT



Crop production / Ground care

- Very low-drift, air-aspirating twin flat spray nozzle

Advantages

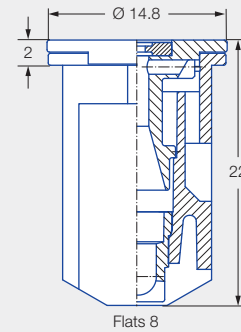
- Optimum deposition thanks to symmetrical twin flat spray jet 30°/30°
- Reduced spray shadow
- 90% drift reduction for: IDKT 120-02 to -06
- Compact design
- Low drift and loss-reducing in the pressure range up to 3 bar (depending on size)
- Suitable for PWM



IDKT



IDKT-C

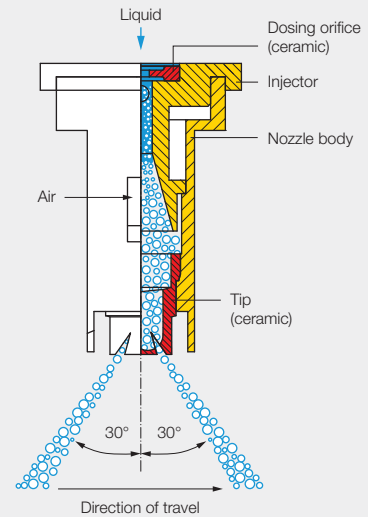


Dimensions in mm.

Series IDKT



Injector can be removed without tools



JKI approval as loss-reducing: 90/75/50%

G 1836, G 1837, G 1865, G 1882, G 1883, G 1884, G 1911, G 1912, G 1932, G 1933, G 1934, G 1935, G 1937

JKI approval for mixed equipment and border nozzle IS.



Current list at: www.lechler.com/de-en/service/loss-reducing

Application:



Plant protection products



Spray frame



Edge application
Can be combined with border nozzle IDKS 80



Golf course



Greenhouse

Technical data:



Nozzle sizes
015–10



Spray angle
120°



Materials
POM, ceramic



Pressure ranges

- IDKT 015 bis -025 1.5–3–6 bar
- IDKT 03 bis -06 1–1.5–3–6 bar



Recommended strainers

- 80 M 015–02
- 60 M 025–08
- 25 M 10



Droplet sizes
Ultra coarse – medium



Width across flats
8 mm

	ISO 25358	[l/min]	[l/ha]									
			5.0 km/h	6.0 km/h	7.0 km/h	8.0 km/h	10.0 km/h	12.0 km/h	14.0 km/h	16.0 km/h	18.0 km/h	
IDKT 120-015 (80 M)	UC	1.5	0.42	101	84	72	63	50	42	36	32	28
	EC	2.0	0.48	115	96	82	72	58	48	41	36	32
	VC	3.0	0.59	142	118	101	89	71	59	51	44	39
	VC	4.0	0.68	163	136	117	102	82	68	58	51	45
	VC	5.0	0.76	182	152	130	114	91	76	65	57	51
	VC	6.0	0.83	199	166	142	125	100	83	71	62	55
IDKT 120-02 (80 M)	EC	1.5	0.56	134	112	96	84	67	56	48	42	37
	EC	2.0	0.65	156	130	111	98	78	65	56	49	43
	VC	3.0	0.80	192	160	137	120	96	80	69	60	53
	VC	4.0	0.92	221	184	158	138	110	92	79	69	61
	C	5.0	1.03	247	206	177	155	124	103	88	77	69
	C	6.0	1.13	271	226	194	170	136	113	97	85	75
IDKT 120-025 (60 M)	EC	1.5	0.70	168	140	120	105	84	70	60	53	47
	VC	2.0	0.81	194	162	139	122	97	81	69	61	54
	VC	3.0	0.99	238	198	170	149	119	99	85	74	66
	VC	4.0	1.15	276	230	197	173	138	115	99	86	77
	C	5.0	1.28	307	256	219	192	154	128	110	96	85
	M	6.0	1.40	336	280	240	210	168	140	120	105	93
IDKT 120-03 (60 M)	UC	1.0	0.69	166	138	118	104	83	69	59	61	54
	EC	1.5	0.84	202	168	144	126	101	84	72	63	56
	EC	2.0	0.97	233	194	166	146	116	97	83	73	65
	VC	3.0	1.19	286	238	204	179	143	119	102	89	79
	VC	4.0	1.37	329	274	235	206	164	137	117	103	91
	C	5.0	1.53	367	306	262	230	184	153	131	115	102
IDKT 120-04 (60 M)	EC	1.0	0.91	218	182	156	137	109	91	78	68	61
	EC	1.5	1.12	269	224	192	168	134	112	96	84	75
	VC	2.0	1.29	310	258	221	194	155	129	111	97	86
	VC	3.0	1.58	379	316	271	237	190	158	135	119	105
	VC	4.0	1.82	437	364	312	273	218	182	156	137	121
	C	5.0	2.04	490	408	350	306	245	204	175	153	136
IDKT 120-05 (60 M)	C	6.0	2.23	535	446	382	335	268	223	191	167	149
	UC	1.0	1.14	274	228	195	171	137	114	98	86	76
	EC	1.5	1.39	334	278	238	209	167	139	119	104	93
	VC	2.0	1.61	386	322	276	242	193	161	138	121	107
	VC	3.0	1.97	473	394	338	296	236	197	169	148	131
	VC	4.0	2.28	547	456	391	342	274	228	195	171	152
IDKT 120-06 (60 M)	C	5.0	2.55	612	510	437	383	306	255	219	191	170
	C	6.0	2.79	670	558	478	419	335	279	239	209	186
	UC	1.0	1.36	326	272	233	204	163	136	117	102	91
	EC	1.5	1.67	401	334	286	251	200	167	143	125	111
	VC	2.0	1.93	463	386	331	290	232	193	165	145	129
	VC	3.0	2.36	566	472	405	354	283	236	202	177	157
IDKT 120-08 (60 M)	VC	4.0	2.73	655	546	468	410	328	273	234	205	182
	C	5.0	3.05	732	610	523	458	366	305	261	229	203
	C	6.0	3.34	802	668	573	501	401	334	286	251	223
	EC	1.0	1.82	437	364	312	273	218	182	156	137	121
	EC	1.5	2.23	535	446	382	335	268	223	191	167	149
	VC	2.0	2.58	619	516	442	387	310	258	221	194	172
IDKT 120-10 (25 M)	VC	3.0	3.16	758	632	542	474	379	316	271	237	211
	C	4.0	3.65	876	730	626	548	438	365	313	274	243
	C	5.0	4.08	979	816	699	612	490	408	350	306	272
	C	6.0	4.47	1,073	894	766	671	536	447	383	335	298
	UC	1.0	2.27	545	454	389	341	272	227	195	170	151
	EC	1.5	2.79	670	558	478	419	335	279	239	209	186
IDKT 120-10 (25 M)	VC	2.0	3.22	773	644	552	483	386	322	276	242	215
	VC	3.0	3.94	946	788	675	591	473	394	338	296	263
	C	4.0	4.55	1,092	910	780	683	546	455	390	341	303
	C	5.0	5.09	1,222	1,018	873	764	611	509	436	382	339
	C	6.0	5.57	1,337	1,114	955	836	668	557	477	418	371

ISO 25358 classification according to droplet sizes:

VF	Very fine
F	Fine
M	Medium
C	Coarse
VC	Very coarse
EC	Extremely coarse
UC	Ultra coarse

Subject to modifications.

- Operating pressure at the nozzle (measured with diaphragm valve)
- The stated liter-per-hectare rates apply to water
- Verify the table values by gauging the flow rates prior to every spraying season
- Pay attention to uniform nozzle adjustment



Recommendation

Optimum protection of IDKT nozzles thanks to long design of MultiCap (see Page 124).

Available fully assembled with IDKT nozzles.



The apps for Lechler agricultural nozzles make selection and use of the optimum nozzle even easier. Find out more here: www.lechler.com/de-en/service/apps



Ordering example:	Series	+ Nozzle size	+ Material	= Order No.
	IDKT	+ 04	+ (POM)	= IDKT 04
	IDKT	+ 04	+ C (Ceramic)	= IDKT 04 C
	MultiCap IDKT	+ 04	+ (POM)	= MultiCap IDKT 04

