










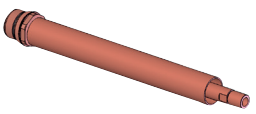


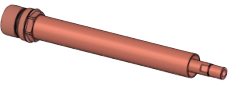
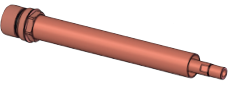


The POWERDUCTION range is enriched by a wide range of inductors especially designed for the many induction applications. The 3 ranges available (Small, Large, Complete) is compatible with different parts to be heated and makes access to difficult areas easier. This selection offers multiple combinations to increase the possibilities and meet all requirements.



COMPLETE INDUCTORS		↕ (mm)	FERRITE INDUCTOR	
	Complete inductor C20/B1 Réf. 056862 ● ●	37 x 13 x 250		 Réf. 056909
	Complete inductor C180/B1 Réf. 056879 ● ●	37 x 39 x 235	Ferrite inductor B1 Réf. 053823	
	Complete inductor C180/B2 Réf. 056886 ● ●	32 x 28 x 260		 Réf. 056916
ADAPTORS	INDUCTORS	↕ (mm)	FERRITE INDUCTOR	
	Inductor S90 Réf. 058927 ● ● ● ● ●	38 x 20 x 35		
Adaptor 28S Réf. 064485 ● ● ↕ (mm) ∅ 18 x 155 ● Fixed output on the 37LG	Inductor S70 Réf. 061569 ● ● ● ● ●	38 x 20 x 40		
	Inductor S180 Réf. 059269 ● ● ● ● ●	38 x 20 x 44		
Adaptor 32S Réf. 064508 ● ● ↕ (mm) ∅ 18 x 155	Inductor S20/B1 Réf. 064874 ● ● ● ● ●	37 x 20 x 90		 Réf. 056909
	Inductor S180/B1 Réf. 064881 ● ● ● ● ●	37 x 44 x 65	Ferrite inductor B1 Réf. 053823	
Adaptor 28L Réf. 064492 ● ● ↕ (mm) ∅ 24 x 180	Inductor S180/B2 Réf. 064928 ● ● ● ● ●	33 x 29 x 90		 Réf. 056916
	Inductor L90 Réf. 059788 ● ● ● ● ●	81 x 31 x 46		
Adaptor 32L Réf. 064515 ● ● ↕ (mm) ∅ 24 x 180	Inductor L70 Réf. 059771 ● ● ● ● ●	81 x 31 x 55		
	Inductor L180 Réf. 059795 ● ● ● ● ●	81 x 31 x 66		
	Inductor L180 SPIRAL Réf. 065000 ● ● ● ● ●	∅ 65 x 95		