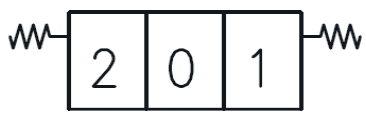
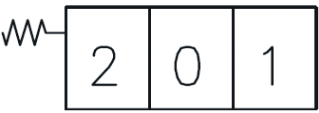


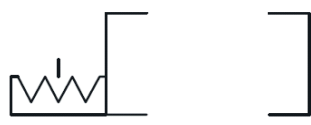
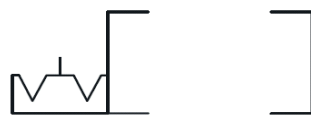


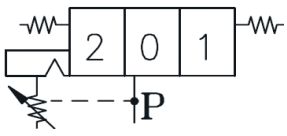
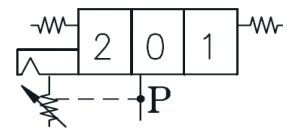
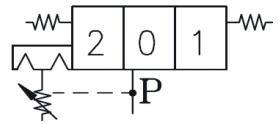


positionings for directional control valves SATURN

Symbol	Type	Description	Remark
	M1	Three positions spring centred in 0	
	M4 2-1	Two end positions spring back in 2	
	R1	Three positions spring centred in 0, detent in 1	
	R2	Three positions spring centred in 0, detent in 2	
	R3	Three positions detent	
	R6	Two positions detent 1-2	
	R8	Two positions (1 and 2) with spring return centred in 0 position. (3) 4th position floating with detent.	Available with spool code 116 and control Z1 only
	R10/Z1	Two positions (1 and 2) with spring return centred in 0, position (3) 4th position floating with detent	Available with spool code 126 only
	R1K	3 Position control, detent in 1, with automatic adjustable release.	Available with spool code 103-K only
	R2K	3 Position control, detent in 2 with automatic adjustable release	Available with spool code 103-K only
	R3K	3 Position control, detent in 1 and 2 with automatic adjustable release	Available with spool code 103-K only