



DRIVEN BY POSSIBILITY™

SUPER HC™ MN AND TRI-POWER™ BELTS

THE PERFECT V-BELTS FOR YOUR IMPERFECT CONDITIONS

The combination of a wide range of jobs, ever-evolving technology, and numerous emerging applications can make choosing the right industrial belt drive seem complicated. Luckily, no matter what is ahead, Gates is there with quality V-belt solutions like Super HC Molded Notch (MN) and Tri-Power.

These two popular families of cost-effective, high-load carrying, and flexible V-belts are made of high-performance Ethylene Elastomer (EE) materials to excel from beverage bottling plants to mixing and grinding facilities.

SUPER HC MN:

**NARROW
CROSS-
SECTION**



TRI-POWER:

**CLASSICAL
CROSS-
SECTION**



FEATURES AND BENEFITS

- Wider temperature range than next gen V-belts due to EE materials: -51°C to +121°C (-60°F to +250°F)
- High performance, synthetic rubber compounds resist wear increasing belt life
- Belt edge machined for even sheave groove contact, resulting in smoother running, less slip and wear
- Good resistance to occasional exposure to oil and chemicals
- Meets ARPM IP-3-3 and ISO 1813 static-conductivity standards
- REACH compliant
- Suitable for RoHS required applications

15%*

INCREASED CAPACITY

25%*

**DECREASE IN RECOMMENDED
MINIMUM PULLEY DIAMETER
ACROSS PRODUCT FAMILIES**

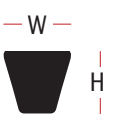

**EXCELLENT
PERFORMANCE-TO-COST RATIO**

*On average vs wrapped/banded belts. Figures vary based on size.

PRODUCT ATTRIBUTES

SUPER HC MN: MORE POWER IN A SMALLER SPACE	TRI-POWER: TRIED AND TRUE REPLACEMENT OPTION
Raw edge, molded notch	Raw edge, molded notch
NARROW cross-section	CLASSICAL cross-section
Reduces space by allowing for more compact drive designs	The go-to belt for classical section sheaves
RECOMMENDED FOR: Industrial heavy-duty, narrow section V-belt drives where space, weight, and horsepower capacity are critical. Ideal when designing new drives or replacing sheaves on existing drives.	RECOMMENDED FOR: Industrial applications where small sheave diameters are required. Ideal for applications where sheave replacement is not a possibility or like-for like replacement is preferred.

AVAILABLE CROSS SECTIONS

SECTION	WIDTH (W) mm	HEIGHT (H) mm	LENGTH RANGE (datum length - mm)		SECTION	WIDTH (W) mm	HEIGHT (H) mm	LENGTH RANGE (datum length - mm)	
XPZ/3VX	10	8	575-3550		AX	13	8	580-4445	
XPA	13	10	690-4000		BX	17	11	900-5070	
XPB/5VX	16	13	1000-5070		CX*	22	14	1300-5300	

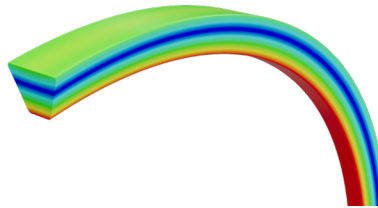
*CX section is manufactured and sold out of the United States.

GATES BANDLESS ADVANTAGE


BENDING STRESS COMPARISON

When space is at a premium, drives are often designed with small pulleys. Notched belts excel by reducing the bending stress and heat generation while extending belt life.

Not all notches are created equal, it requires a balance between flexibility and stress distribution. Meeting one of these is easy, meeting both presents quite a challenge.



Using Finite Element Analysis (FEA), the increased bending stresses are clearly visible on a belt without notches.



Molding notches into the belt helps reduce and spread out these stresses.



SUPER HC MN AND TRI-POWER CAN ENHANCE THE PERFORMANCE OF YOUR OPERATION IN **NUMEROUS MARKETS:**



AGRICULTURE



DIVERSIFIED INDUSTRIAL



FOOD AND BEVERAGE



MATERIAL HANDLING



PULP AND PAPER



WATER TREATMENT



NEED HELP DECIDING WHICH BELT IS BEST FOR YOUR APPLICATION? USE **DESIGN POWER**

