

Turbo TeeJet® Wide Angle Flat Spray Tips

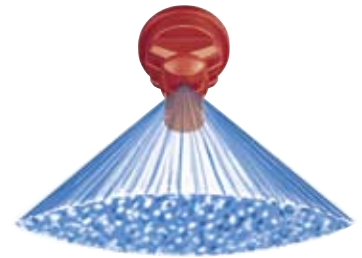


Typical Applications:

See selection guide on pages 2 and 6 for recommended typical applications for Turbo TeeJet tips.

Features:

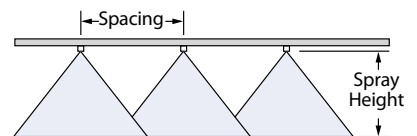
- Tapered edge wide angle flat spray pattern for uniform coverage in broadcast spraying.
- Large, rounded internal passage to minimize clogging.
- Excellent resistance to corrosive solutions.
- Superior wear characteristics.
- Larger droplets for less drift — 15–90 PSI (1–6 bar).
- Automatic spray alignment with 25612-^{*}-NYR Quick TeeJet® cap and gasket. Reference page 63 for more information.
- Blockage-free passage means less clogging.
- Unique internal configuration means substantially longer wear life.




Tip Model	Pressure (bar)	Drop Size	Capacity One Nozzle (l/min)	I/ha @ 50cm													
				4 km/h	5 km/h	6 km/h	7 km/h	8 km/h	10 km/h	12 km/h	16 km/h	18 km/h	20 km/h	25 km/h	30 km/h	35 km/h	
TT11001 (100)	1.0	C	0.23	69.0	55.2	46.0	39.4	34.5	27.6	23.0	17.3	15.3	13.8	11.0	9.2	7.9	
	2.0	M	0.32	96.0	76.8	64.0	54.9	48.0	38.4	32.0	24.0	21.3	19.2	15.4	12.8	11.0	
	3.0	F	0.39	117	93.6	78.0	66.9	58.5	46.8	39.0	29.3	26.0	23.4	18.7	15.6	13.4	
	4.0	F	0.45	135	108	90.0	77.1	67.5	54.0	45.0	33.8	30.0	27.0	21.6	18.0	15.4	
	5.0	F	0.50	150	120	100	85.7	75.0	60.0	50.0	37.5	33.3	30.0	24.0	20.0	17.1	
	6.0	F	0.55	165	132	110	94.3	82.5	66.0	55.0	41.3	36.7	33.0	26.4	22.0	18.9	
TT110015 (100)	1.0	C	0.34	102	81.6	68.0	58.3	51.0	40.8	34.0	25.5	22.7	20.4	16.3	13.6	11.7	
	2.0	M	0.48	144	115	96.0	82.3	72.0	57.6	48.0	36.0	32.0	28.8	23.0	19.2	16.5	
	3.0	M	0.59	177	142	118	101	88.5	70.8	59.0	44.3	39.3	35.4	28.3	23.6	20.2	
	4.0	M	0.68	204	163	136	117	102	81.6	68.0	51.0	45.3	40.8	32.6	27.2	23.3	
	5.0	F	0.76	228	182	152	130	114	91.2	76.0	57.0	50.7	45.6	36.5	30.4	26.1	
	6.0	F	0.83	249	199	166	142	125	99.6	83.0	62.3	55.3	49.8	39.8	33.2	28.5	
TT11002 (50)	1.0	C	0.46	138	110	92.0	78.9	69.0	55.2	46.0	34.5	30.7	27.6	22.1	18.4	15.8	
	2.0	C	0.65	195	156	130	111	97.5	78.0	65.0	48.8	43.3	39.0	31.2	26.0	22.3	
	3.0	M	0.79	237	190	158	135	119	94.8	79.0	59.3	52.7	47.4	37.9	31.6	27.1	
	4.0	M	0.91	273	218	182	156	137	109	91.0	68.3	60.7	54.6	43.7	36.4	31.2	
	5.0	M	1.02	306	245	204	175	153	122	102	76.5	68.0	61.2	49.0	40.8	35.0	
	6.0	F	1.12	336	269	224	192	168	134	112	84.0	74.7	67.2	53.8	44.8	38.4	
TT110025 (50)	1.0	VC	0.57	171	137	114	97.7	85.5	68.4	57.0	42.8	38.0	34.2	27.4	22.8	19.5	
	2.0	C	0.81	243	194	162	139	122	97.2	81.0	60.8	54.0	48.6	38.9	32.4	27.8	
	3.0	M	0.99	297	238	198	170	149	119	99.0	74.3	66.0	59.4	47.5	39.6	33.9	
	4.0	M	1.14	342	274	228	195	171	137	114	85.5	76.0	68.4	54.7	45.6	39.1	
	5.0	M	1.28	384	307	256	219	192	154	128	96.0	85.3	76.8	61.4	51.2	43.9	
	6.0	M	1.40	420	336	280	240	210	168	140	105	93.3	84.0	67.2	56.0	48.0	
TT11003 (50)	1.0	VC	0.68	204	163	136	117	102	81.6	68.0	51.0	45.3	40.8	32.6	27.2	23.3	
	2.0	C	0.96	288	230	192	165	144	115	96.0	72.0	64.0	57.6	46.1	38.4	32.9	
	3.0	C	1.18	354	283	236	202	177	142	118	88.5	78.7	70.8	56.6	47.2	40.5	
	4.0	M	1.36	408	326	272	233	204	163	136	102	90.7	81.6	65.3	54.4	46.6	
	5.0	M	1.52	456	365	304	261	228	182	152	114	101	91.2	73.0	60.8	52.1	
	6.0	M	1.67	501	401	334	286	251	200	167	125	111	100	80.2	66.8	57.3	
TT11004 (50)	1.0	XC	0.91	273	218	182	156	137	109	91.0	68.3	60.7	54.6	43.7	36.4	31.2	
	2.0	C	1.29	387	310	258	221	194	155	129	96.8	86.0	77.4	61.9	51.6	44.2	
	3.0	C	1.58	474	379	316	271	237	190	158	119	105	94.8	75.8	63.2	54.2	
	4.0	C	1.82	546	437	364	312	273	218	182	137	121	109	87.4	72.8	62.4	
	5.0	M	2.04	612	490	408	350	306	245	204	153	136	122	97.9	81.6	69.9	
	6.0	M	2.23	669	535	446	382	335	268	223	167	149	134	107	89.2	76.5	
TT11005 (50)	1.0	XC	1.14	342	274	228	195	171	137	114	85.5	76.0	68.4	54.7	45.6	39.1	
	2.0	VC	1.61	483	386	322	276	242	193	161	121	107	96.6	77.3	64.4	55.2	
	3.0	C	1.97	591	473	394	338	296	236	197	148	131	118	94.6	78.8	67.5	
	4.0	C	2.27	681	545	454	389	341	272	227	170	151	136	109	90.8	77.8	
	5.0	C	2.54	762	610	508	435	381	305	254	191	169	152	122	102	87.1	
	6.0	M	2.79	837	670	558	478	419	335	279	209	186	167	134	112	95.7	
TT11006 (50)	1.0	XC	1.37	411	329	274	235	206	164	137	103	91.3	82.2	65.8	54.8	47.0	
	2.0	VC	1.94	582	466	388	333	291	233	194	146	129	116	93.1	77.6	66.5	
	3.0	C	2.37	711	569	474	406	356	284	237	178	158	142	114	94.8	81.3	
	4.0	C	2.74	822	658	548	470	411	329	274	206	183	164	132	110	93.9	
	5.0	C	3.06	918	734	612	525	459	367	306	230	204	184	147	122	105	
	6.0	M	3.35	1005	804	670	574	503	402	335	251	223	201	161	134	115	
TT11008 (50)	1.0	XC	1.82	546	437	364	312	273	218	182	137	121	109	87.4	72.8	62.4	
	2.0	VC	2.58	774	619	516	442	387	310	258	194	172	155	124	103	88.5	
	3.0	C	3.16	948	758	632	542	474	379	316	237	211	190	152	126	108	
	4.0	C	3.65	1095	876	730	626	548	438	365	274	243	219	175	146	125	
	5.0	C	4.08	1224	979	816	699	612	490	408	306	272	245	196	163	140	
	6.0	M	4.47	1341	1073	894	766	671	536	447	335	298	268	215	179	153	

Contact Product	Systemic Product	Drift Management
VERY GOOD	VERY GOOD	VERY GOOD
GOOD*	EXCELLENT*	VERY GOOD*

*At pressures below 30 PSI (2.0 bar)



Optimum Spray Height



See pages 173–187 for drop size classification, useful formulas and information.

How to order:

Specify tip number.

Example:

TT11001-VP – Polymer with VisiFlo® color-coding

Note: Always double check your application rates. Tabulations are based on spraying water at 70°F (21°C).

