



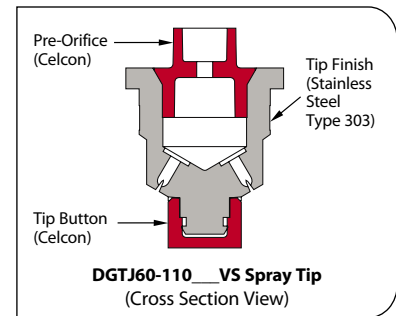
DG TwinJet® Drift Guard Twin Flat Spray Tips

Typical Applications:

See selection guide on pages 2 and 6 for recommended typical applications for DG TwinJet tips.

Features:

- Dual 110°, tapered edge, flat fan spray patterns spraying 60° forward to back providing uniform coverage in broadcast spraying applications.
- DG TwinJet offers larger droplets and improved drift control compared to a standard TwinJet spray tip of equal capacity.
- Dual angled spray patterns help to better penetrate crop canopy and provide thorough leaf coverage.
- Made of stainless steel with VisiFlo® color-coding for excellent chemical and wear resistance.
- Removable polymer pre-orifice.
- Available in six capacities with a recommended pressure range of 30–60 PSI (2–4 bar).
- Automatic spray alignment when used with 25598-/-NYR Quick TeeJet® cap and gasket. Reference page 63 for more information.



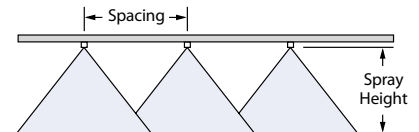
Note: Due to pre-orifice design, this tip is not compatible with the 4193A check valve tip strainer.

Icon	bar	DROPSIZE	CAPACITY ONE NOZZLE IN l/min	l/ha 50cm												
				4 km/h	5 km/h	6 km/h	7 km/h	8 km/h	10 km/h	12 km/h	16 km/h	18 km/h	20 km/h	25 km/h	30 km/h	35 km/h
	2.0	F	0.48	144	115	96.0	82.3	72.0	57.6	48.0	36.0	32.0	28.8	23.0	19.2	16.5
	2.5	F	0.54	162	130	108	92.6	81.0	64.8	54.0	40.5	36.0	32.4	25.9	21.6	18.5
	3.0	F	0.59	177	142	118	101	88.5	70.8	59.0	44.3	39.3	35.4	28.3	23.6	20.2
	3.5	F	0.64	192	154	128	110	96.0	76.8	64.0	48.0	42.7	38.4	30.7	25.6	21.9
	4.0	F	0.68	204	163	136	117	102	81.6	68.0	51.0	45.3	40.8	32.6	27.2	23.3
	2.0	M	0.65	195	156	130	111	97.5	78.0	65.0	48.8	43.3	39.0	31.2	26.0	22.3
	2.5	M	0.72	216	173	144	123	108	86.4	72.0	54.0	48.0	43.2	34.6	28.8	24.7
	3.0	F	0.79	237	190	158	135	119	94.8	79.0	59.3	52.7	47.4	37.9	31.6	27.1
	3.5	F	0.85	255	204	170	146	128	102	85.0	63.8	56.7	51.0	40.8	34.0	29.1
	4.0	F	0.91	273	218	182	156	137	109	91.0	68.3	60.7	54.6	43.7	36.4	31.2
	2.0	C	0.96	288	230	192	165	144	115	96.0	72.0	64.0	57.6	46.1	38.4	32.9
	2.5	M	1.08	324	259	216	185	162	130	108	81.0	72.0	64.8	51.8	43.2	37.0
	3.0	M	1.18	354	283	236	202	177	142	118	88.5	78.7	70.8	56.6	47.2	40.5
	3.5	M	1.27	381	305	254	218	191	152	127	95.3	84.7	76.2	61.0	50.8	43.5
	4.0	M	1.36	408	326	272	233	204	163	136	102	90.7	81.6	65.3	54.4	46.6
		2.0	C	1.29	387	310	258	221	194	155	129	96.8	86.0	77.4	61.9	51.6
2.5		C	1.44	432	346	288	247	216	173	144	108	96.0	86.4	69.1	57.6	49.4
3.0		C	1.58	474	379	316	271	237	190	158	119	105	94.8	75.8	63.2	54.2
3.5		C	1.71	513	410	342	293	257	205	171	128	114	103	82.1	68.4	58.6
	4.0	C	1.82	546	437	364	312	273	218	182	137	121	109	87.4	72.8	62.4
	2.0	C	1.94	582	466	388	333	291	233	194	146	129	116	93.1	77.6	66.5
	2.5	C	2.16	648	518	432	370	324	259	216	162	144	130	104	86.4	74.1
	3.0	C	2.37	711	569	474	406	356	284	237	178	158	142	114	94.8	81.3
	3.5	C	2.56	768	614	512	439	384	307	256	192	171	154	123	102	87.8
	4.0	C	2.74	822	658	548	470	411	329	274	206	183	164	132	110	93.9
	2.0	C	2.58	774	619	516	442	387	310	258	194	172	155	124	103	88.5
	2.5	C	2.88	864	691	576	494	432	346	288	216	192	173	138	115	98.7
	3.0	C	3.16	948	758	632	542	474	379	316	237	211	190	152	126	108
	3.5	C	3.41	1023	818	682	585	512	409	341	256	227	205	164	136	117
	4.0	C	3.65	1095	876	730	626	548	438	365	274	243	219	175	146	125

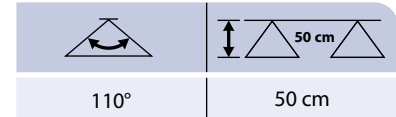
Note: Always double check your application rates. Tabulations are based on spraying water at 70°F (21°C).



CONTACT PRODUCT	SYSTEMIC PRODUCT	DRIFT MANAGEMENT
VERY GOOD	EXCELLENT	VERY GOOD



Optimum Spray Height



See pages 173–187 for drop size classification, useful formulas and information.

How to order:

Specify tip number.

Example:

DGTJ60-11004VS – Stainless Steel with VisiFlo color-coding