




ELIMINATOR
PRODUCT DOCUMENTATION





**The hardest...
The strongest...
The toughest...
The longest-lasting blade in the industry!**

Shred your grass clippings with the ONLY patented mulching and shredding blade in the world!



ELIMINATOR:

- Is the ONLY 4-in-1 blade that mulches, shreds, bags and discharges
- Is the ONLY mulching and shredding blade made of the exclusive and patented Marbain steel *
- Is the STRONGEST blade in the industry
- Is up to 50 % HARDER than standard blades
- Lasts 30 % LONGER than other blades
- Blades pass the OEM manufacturer tests with flying colours
- Guarantees a high-quality cutting result with few "stragglers"
- Has a higher bending resistance
- Has a higher wear resistance
- Produces very fine grass clippings that decompose rapidly
- Holds its cutting edge LONGER
- Creates a balanced air flow
- Discharges grass clippings better
- Facilitates lawn recut
- The catcher bag can collect more grass

*MARBAIN is a material manufactured according to an exclusive and patented heat treatment process. This process results in ultra high hardness properties, without the typical brittleness of steel with high Rockwell 'C'-hardness levels.

Reverse Lift mulching section:

The patented Lift and ComponentsPlus™ systems enhance turbulence underneath the mower deck and ensure better cutting and mulching results.

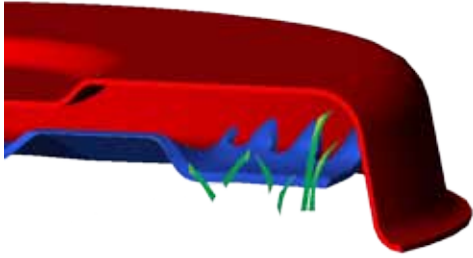


- The angle mounted Airlift teeth help guiding the flow of grass clippings to the centre of the hood
- The ELIMINATOR is designed to produce very fine grass clippings
- The Reverse Lift mulching section guides the grass clippings to the mulching decks and helps cutting it again
- The longer cutting edge ensures a better second cutting result of the grass clippings

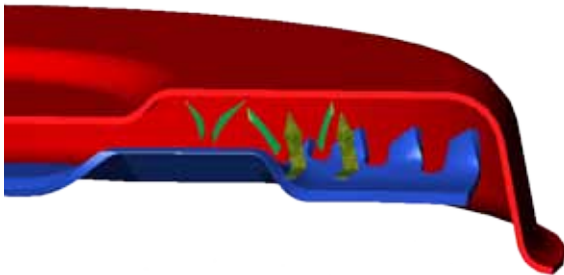


ELIMINATOR cutting process

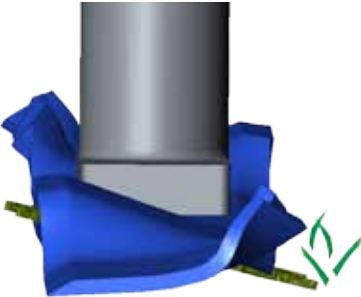
The patented ELIMINATOR is designed to mulch and shred better than all other available products!



- Mows the lawn in a traditional way. The outer part of the blade cuts the grass
- The mowed grass is shredded when passing the Airlift teeth



- Guides the grass to the centre of the deck



- The Reverse Lift device creates turbulence and guides the mowed grass down and to the outer side of the cutting edge. Next, the mowed grass is shredded once again

ELIMINATOR Blades pass the OEM manufacturer tests with flying colours

To guarantee the quality of our products, samples are put to several tests!

- Bending test

- ANSI test

The ELIMINATOR samples are submitted to an ANSI test.

While this testing device drives a blade at maximum speed, a steel rod with a diameter of 1 inch (about 2,5 cm) is put in the turning range of the blade. No damage at all is admitted.

- Notch bar impact test

Samples of our products are also submitted to a notch bar impact test using the Charpy method. A sample is tested to determine how much energy it absorbs before the material breaks. A minimal kinetic energy of 15 ft-lb (about 20 joules) is guaranteed.

- Do-it-yourself 'impact test'!

Hit the cutting edge of a new blade against the cutting edge of a ELIMINATOR. You will notice the top quality of the blade!

