

# HYPRO<sup>®</sup> NOZZLES

## XT NOZZLES

### BOOMLESS SPRAY NOZZLES



#### FEATURES & BENEFITS

- Throws spray 4-5 metres. Use in place of a conventional spray boom or as last nozzle position to extend spray width
- Ideal where a conventional boom cannot be used due to obstacles, such as pylons, fences, trees, etc.
- Common uses; orchard, vineyard, forestry, pasture, turf and golf course spraying
- Large droplet size reduces spray drift and promotes spray penetration
- Maintains a consistent and adjustable spray swath over a pressure range of 2 to 4 bar. Can be used with manual or automatic rate controllers
- Two fitting options:
  - Polyacetal FastCap<sup>®</sup> design includes tip, cap and gasket for fast fitting and removal and safer handling. Can be mounted on standard EF3 or on an adjustable swivel nozzle body (Part # 15Q3570A) to allow variation of swath width
  - Threaded stainless steel body with precision moulded polyacetal tip for more permanent installation. Replacement component kits offered

#### APPLICATIONS



Ideal for boomless spraying or as the last tip on the boom.

#### INSTALLATION:



The Hypro Swivel Nozzle Body (Part # 15Q3570A) accepts FastCap<sup>®</sup> versions of the XT nozzle and allows the swath width to be easily adjusted.

Stainless steel XT nozzles can be threaded directly to spray bars for permanent set up.

# HYPRO® NOZZLES

## XT NOZZLES

### PERFORMANCE CHARACTERISTICS:

BROADCAST APPLICATIONS XT Model	Bar	l/min	Application rate (l/ha) Kilometres per hour											Swath width (m) at 3 bar & 1.2m	NPT Thread size
			4	5	6	7	8	10	12	14	16	18	20		
XT010 & FC-XT010	2	3.2	124	99	83	71	62	50	41	35	31	28	25	3.9	1/4"
	3	3.9	152	121	101	87	76	61	51	43	38	34	30		
	4	4.6	175	140	117	100	88	70	58	50	44	39	35		
FC-XT015	2	4.6	162	129	108	92	81	65	54	46	40	36	32	4.3	1/4"
	3	5.7	198	159	132	113	99	79	66	57	50	44	40		
	4	6.6	229	183	153	131	114	92	76	65	57	51	46		
XT020 & FC-XT020	2	6.4	201	161	134	115	101	81	67	58	50	45	40	4.8	1/4"
	3	7.9	247	197	165	141	123	99	82	71	62	55	49		
	4	9.1	285	228	190	163	142	114	95	81	71	63	57		
XT024 & XT024FC	2	7.7	237	189	158	135	118	95	79	68	59	53	47	4.9	1/4"
	3	9.5	290	232	193	166	145	116	97	83	73	64	58		
	4	10.9	335	268	223	191	167	134	112	96	84	74	67		
XT043 & FC-XT043	2	13.9	473	378	315	270	236	189	158	135	118	105	95	4.4	3/8"
	3	17	579	463	386	331	289	232	193	165	145	129	116		
	4	19.6	668	535	446	382	334	267	223	191	167	149	134		
XT080	2	25.8	992	793	661	567	496	397	331	283	248	220	198	3.9	1/2"
	3	31.6	1215	972	810	694	607	486	405	347	304	270	243		
	4	36.5	1403	1122	935	802	701	561	468	401	351	312	281		
XT167	2	53.8	1878	1502	1252	1073	939	751	626	537	469	417	376	4.3	3/4"
	3	65.9	2300	1840	1533	1314	1150	920	767	657	575	511	460		
	4	76.1	2656	2125	1771	1518	1328	1062	885	759	664	590	531		
XT215	2	69.3	2122	1697	1414	1212	1061	849	707	606	530	471	424	4.9	3/4"
	3	84.9	2598	2079	1732	1485	1299	1039	866	742	650	577	520		
	4	98	3000	2400	2000	1715	1500	1200	1000	857	750	667	600		

To select nozzle flow rate:

$$l/min = \frac{l/ha \times km/hr \times swath \ width \ (m)}{600}$$

Swath width can be varied by altering the angle of the nozzle. Application rates shown are based on the swath widths listed. Use the following calculation if using a different swath width:

$$l/ha = \frac{l/min \times 600}{km/h \times swath \ width \ (m)}$$

For most even coverage use 3 bar pressure and boom height 1.2m.

Flow rates are based on water, allowance must be made for liquids of different viscosity and specific gravity.



### THREADED XT NOZZLES

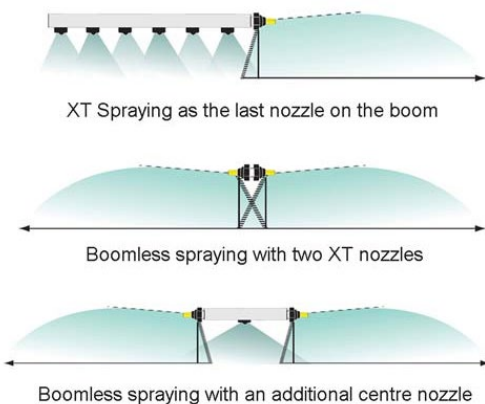
Precision moulded polyacetal tip in a stainless steel body. A Giokit including replacement polyacetal pattern generator, stainless steel flow insert and internal o-ring can be ordered to fit the existing stainless steel body and cap. For Giokit part numbers add 'G' e.g. XT010G.



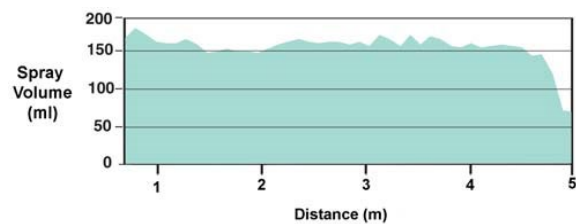
### FASTCAP® XT

Precision moulded polyacetal in an easy to handle Fast-Cap® that fits any standard EF3 nozzle holder. Includes tip, bayonet cap and seal. Can be fitted to Hypro swivel nozzle body (part# 15Q3570A) for flexible swath adjustment. Order adaptor 15400270 to make a 1/4" threaded fitting.

### COMMON CONFIGURATIONS OF AN XT NOZZLE:

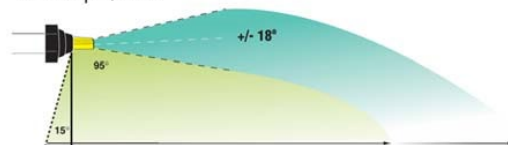


### TYPICAL SPRAY PATTERN PRODUCED BY XT:



### ADJUSTABLE SWATH WIDTH:

Swath width can be increased or decreased by adjusting the angle of the tip +/- 18°.



HYPRO EU LIMITED

STATION ROAD, LONGSTANTON, CAMBRIDGE, CB24 3DS UNITED KINGDOM  
TEL: +44 (0)1954 260097 FAX: +44 (0)1954 260245 EMAIL: INFO@HYPRO-EU.COM WWW.HYPRO-EU.COM

PENTAIR TRADEMARKS AND LOGOS ARE OWNED BY PENTAIR LTD. ALL OTHER BRAND OR PRODUCT NAMES ARE TRADEMARKS OR REGISTERED MARKS OF THEIR OWNERS. BECAUSE WE ARE CONTINUOUSLY IMPROVING OUR PRODUCTS AND SERVICES, PENTAIR RESERVES THE RIGHT TO CHANGE SPECIFICATIONS WITHOUT PRIOR NOTICE. 03/13 © 2012 PENTAIR LTD. ALL RIGHTS RESERVED.