

# SRC

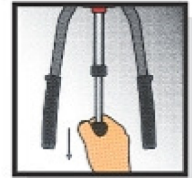
**TÜV**  
CERT  
ISO 9001:2000

**BOX**  
PACKING


Color upon  
Request

## LIGHT-WEIGHT HEAVY-DUTY

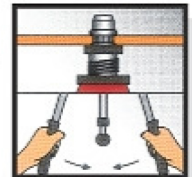
Pull the round knob grip to its maximum, this rotates the screw mandrel in the counterclockwise and the rivet nut will not be threaded only the mandrel.



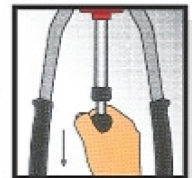
Rivet nut is threaded onto screw mandrel of the tool for installation by simply pushing the round knob.



Rivet nut on the tool mandrel is then inserted into the pre-drilled hole in the material for installation. Just grip the two arms fully so that it touches the brackets. By doing so, the screw mandrel rotates and the threaded position is pulled, forming a bulge in the unthreaded shank area of the rivet nut on the blind side.



And pull back the round knob grip, the screw mandrel will rotate in the counterclockwise, unthreading itself from the set rivet nut.



### HN-02

- S.R.C. HN-02 hand nut tool comes with a nosepiece kit including M4, M5, M6, M8 and M10 in order to fulfill customers' demands in different threads. Nosepiece kit can be purchased as parts separately and it comes with a plastic box with nosepiece holder.

- Suitable for all materials includes aluminum, steel and stainless steel rivet nuts up to size M10.
- Simple stroke adjustment by means of an adjuster ring with memory stroke scale for easy use in different sizes and grips.
- Push/Pull mechanism allows you for quick setting of rivet nut in clockwise and counterclockwise motion for threading and unthreading.
- Easy maintenance access in order to maintain full capability for daily use. Oil and daily cleaning is required for best performance and is recommended.
- All parts can be purchased separately by request and are quality guaranteed.

Item No.	Description	Weight	Length	Stroke	Capacity
HN-02	Professional Hand Nut Tool	1.6 kgs	440mm	0-8mm	blind nuts M4, M5, M6, M8 & M10 for all materials