



Engine model Type de moteur Modelo de motor	BSD442	Build prefix Code constructeur Código de constructor	-	Naturally aspirated Aspiration naturelle Aspiración natural
---	--------	--	---	---

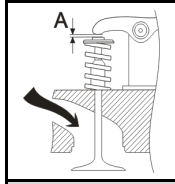
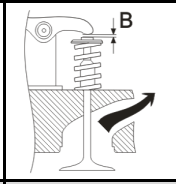
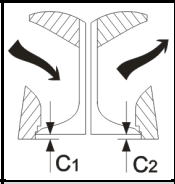
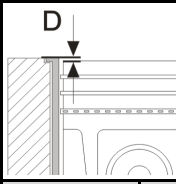
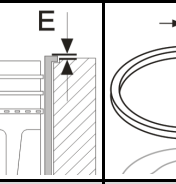
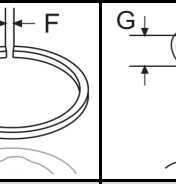

Cylinder bore Alésage du cylindre Calibre del cilindro
111.8mm

Piston stroke Course du piston Recorrido del pistón
106.7mm

Engine capacity Cylindrée Capacidad del motor
4.2 litre

Number of cylinders Nombre de cylindres Número de cilindros
4

Specifications / Spécifications / Especificaciones

						
A (mm)	B (mm)	C (mm)	D (mm)	E (mm)	F (mm)	G (mm)
0.36 - 0.46	0.43 - 0.53	1 2	+0.28 - +0.58		1 0.38 - 0.76 2 0.33 - 0.71 3 0.38 - 0.97	38.108 - 38.115

Torque specifications / Spécifications de couple / Especificación de torsión

		Nm	lbft	Degrees
Cylinder head bolts Vis de culasse Pernos culata	1st stage 1ère étape Primer paso	122	90	
	2nd stage 2ème étape Segundo paso	136	100	
	3rd stage 3ème étape Tercer paso	150	111	
Main bearing bolts Vis, chaise de palier-vilebrequin Pernos rodamiento principal		170	125	
Connecting rod bolts Vis de bielles Pernos de biela		88	65	
Flywheel bolts Boulons de roue Pernos volante		218	161	