

Adaptateurs de tête de débroussailleuse

Types d'adaptateur






GM = Filetage gauche / Mâle

DM = Filetage droite / Mâle

GF = Filetage gauche / Femelle

DF = Filetage droite / Femelle

GF-Fr = Filetage gauche / Femelle / Fraissé

ARNETOLI 		
MASTERLINE 		
TECOMEC 		
WEEDEATHER 		

Constructeur	Taille	Type
AL-KO	M8 x 1,25 GM	BC250, LT250, LT250C
	M8 x 1,25 GF	106144, 106145, 106389, 106436
	M10 x 1,25 GF	106146, MS400
ALLEN	M7 x 1,00 GM	MINI23, SUPER22
	M8 x 1,25 GM	MINI26, PRO230, PRO260, PRO6
	M8 x 1,25 GF	B719, BT22, SDS20
	M10 x 1,25 GM	37, 43, 342, 435, 534, PRO34
ALPINA	M8 x 1,25 GM	170, 180, 190, 200
	M8 x 1,25 GF	35F, VIP21, VIP25, VIP30, VIP34, VIP34D, VIP34F, VIP35F, VIP42, VIP42D, VIP42F, VIP52, VIP52D, VIP52F
	M10 x 1,25 GF	210, 220
ARIENS	M8 x 1,25 GM	BC350, BC400, TB220E, TB260
ARIMITSU	M8 x 1,25 GM	ACC15, ACC17, ACD17, ACD18, ACE30, ACZEK, AM16, AM16D, AM24, AM24D, AM31, AM31K, AM31KL, AM32, AM40,
BLACK & DECKER	3/8" x 24 DF	82255, 82257, 82267
	M8 x 1,25 DF	17CC TRIMMER
BLUEBIRD	M10 x 1,00 GF	M47, M54, NBC31EA, NBC38E, SBC23E, SBC27E
BRUSH KING	M8 x 1,25 GM	BK100, BK32, BK32LT, BK49, BK85
CASTOR	M8 x 1,25 GF	VIP21, VIP25, VIP30, VIP34, VIP34D, VIP34F, VIP35F, VIP42, VIP42D, VIP42F, VIP52, VIP52D, VIP52F
	M10 x 1,25 GF	210, 220
CHIC & WARRIOR	M8 x 1,25 GM	KD18, KD24, KD33, KD40, KD50, SK18D
	M10 x 1,00 GF	SU50V, SU40V
DANARM	M8 x 1,00 DF	WHIPPERMK1
	M8 x 1,25 GF	23MK3, 24E, MK2, MK23, MK23E, MK3, TORNADO, WHIPPERMK2
	M10 x 1,25 GM	32, 35, 40, 50
	M10 x 1,25 GF	WHIPPERMK3
	M10 x 1,50 GF	33, 23MK1, 23MK2
DOLMAR	3/8" x 24 DF	LT16, LT210
	M8 x 1,25 GF	BC225, C225, LT154, LT225, LT255, M5200, MS220, MS2300, MS250, MS2600, MS2810, MS3100, MS3200, MS5200, NB,
	M8 x 1,25 DF	NB171, NB231A, NB231AU, NB23F
	M10 x 1,00 GF-Fr	BC337, BC377, BD330, C250, LT250, MS3500, NB03, NB04, NB26, NB31, NB351, NB40, NB411, NB50
	M10 x 1,25 GM	BC250, BC330, BC400, PRO370, PRO400, SD330
	M10 x 1,25 GF	BC12, BC210, BC212, MS30C, MS30U, MS340, MS5250
	M10 x 1,50 GF	AT3624U, AT3631C, MS2454C, MS2454CE, MS2454U, MS2454UE, MS2464C, MS2464CE, MS2464UE, MS3354C, MS3354U,
	M12 x 1,50 GF-Fr	300, 400, MS3300, MS3310, MS4000, MS4010, MS4500, MS4510

Constructeur	Taille	Type
ECHO	3/8" x 24 DF	CLS5800, CLS5810, GT100, GT1000, GT1100, GT1100A, GT140, GT140A, GT140B, GT160, GT160AE, GT200, GT2000, GT200A, GT200B, GT200BE, GT200CE, GT2100, GT2101, GT2102, GT2103, GT2200, GT2301, SRM2000, SRM210AE
	M10 x 1,25 GF	140, 190, 200, 250, 300, 302, 310, 360, 400, 402, 500, 501, 2010, 2015, 2090, 2190, 2455, 2500, 2501, 2502, 2655, 3010, 3500, 3800, 4600, 5000, 160AE, 200BE, 2090U, 250EL, 250EU, 2600L, 310U, 3150U, 315SL, ARM400A, CLS4600, GT2010, GT2400, RM310, RM380, RM460, RMA2530, RMA2530, SRA2190, SRM140, SRM140A, SRM140D, SRM140DA, SRM1500, SRM1500A, SRM1501, SRM200, SRM200A, SRM200AE, SRM200BE, SRM200CE, SRM200D, SRM200DA, SRM200DB, SRM200DE, SRM2010, SRM2010L, SRM202DA, SRM202FA, SRM2090L, SRM2090U, SRM2100, SRM2101, SRM210AE, SRM210E, SRM2110, SRM2200, SRM2201, SRM2300, SRM2300L, SRM2300U, SRM2301, SRM2400, SRM2410, SRM2450L, SRM2455, SRM250, SRM2500, SRM2501, SRM2501S, SRM2502, SRM250E, SRM250EL, SRM2510, SRM2530, SRM2600L, SRM300, SRM3000, SRM3001, SRM300AE, SRM300AE1, SRM300E, SRM300E1, SRM3010, SRM302, SRM302ADX, SRM302BDX, SRM303E, SRM310, SRM3100, SRM3100S, SRM3110, SRM3150L, SRM3400, SRM3410, SRM343SL, SRM3500, SRM3550, SRM3800, SRM400AE, SRM400B, SRM400BE, SRM400E, SRM402DE, SRM4600, ST160AE
	M10 x 1,25 DF	160, 2300, 2510, 2530, 210AE, 2300U, 2450U, 2600U
EFCO	M8 x 1,25 GM	260, 261, 301, 310, 350, 410, 450, 460, 8250, 8260, 8300, 8350, 8355, 8400, 8405, 8420, 8425, 8425, 8460, 8465, 8510, 8510, 8515, 8515, 8530, 8535, 200 Series, 2201C, 2601C, 2601CAV, 260D, 261A, 2650ICAV, 300 Series, 300A, 300AIC, 400 Series, 400A, 400AIC, 460AVS, 8220IC, 8250IC, 8250ICD, 8250ICNEW, 8250RL, 8260IC, 8300IC, 8300NEW, 8350IC, 8400IC, 8420IC, 8460IC, 8510IC, 8510IC, 8530IC, 8550BOSS, JET200, JET260, JET261, JET350, JET400, JET450, JET460, STARK26IC
	M8 x 1,25 GF	401, 8060, 8100, 8200, 8250R, JET300, JET301, JET401, STARK26TR
	M12 x 1,75 GF	CLS5810
EMAK	M8 x 1,25 GM	260, 261, 300, 301, 310, 340, 350, 400, 410, 450, 460, 8250, 8355, 8405, 8465, 8535, 200 Series, 2201C, 2601C, 2601CVA, 260D, 261A, 300 Series, 300A, 300AIC, 400 Series, 400A, 400AIC, 460AVS, 8220IC, 8250IC, 8250ICD, 8250ICNEW, 8250RL, 8260IC, 8300NEW, 8350IC, 8400IC, 8460IC, 8530IC, 8550BOSS, STARK26IC
	M8 x 1,25 GF	8060, 8100, 8200, 8250R, STARK26TR
FLYMO	3/8" x 24 DF	MAXI TRIM SUPER
	M8 x 1,25 GF	D2
	M10 x 1,00 GF-Fr	MULTI TRIM
FORESTAL	M8 x 1,25 GM	F30, F40
FUJI - ROBIN	M8 x 1,25 GF	NB02, NB16F, NB211
	M8 x 1,25 DF	NB23F
	M10 x 1,00 GF-Fr	NB03, NB04
GOLDEN STAR	M8 x 1,25 GM	KFBG40DX, KFBGG33, KFS2G18L, KFS4EG2D, KFS4G18, KFS4G24
GREEN MACHINE	M8 x 1,25 GM	1200, 1500, 1600, 1700, 1900, 1930, 1940, 1950, 2000, 2100, 2130, 2200, 2230, 2300, 2331, 2340, 2345, 2500, 2540, 2600, 2800, 2810, 2840, 2850, 3000, 3451, 3510, 3540, 3541, 2500LP, 2510LP, 2540LP, 3000B, 3000J, 3000LP, 3000M, 3000SS, 3040M, 3050M, 525H, G2A, G2C, SRM3000, SRM3000LP, SRM3000M, SRM3000SS, SRM3040M
	M10 x 1,25 GM	4000, 4500, 4000B, 4000J, 4000LP, 4000M, 4500LPX, 4600LPX, BC250, BC400, D17, D18, G4C, SRM4000, SRM4000LP,
	M10 x 1,25 GF	4500LP
GREEN STAR	M8 x 1,25 GM	GS20, GS20K, GS5, GS50, GS5T, GS5TS
	M10 x 1,25 GM	GS200, GS200MT, GS200MTS, GS240, GS240KT, GS240MT
HATSUTA	M10 x 1,25 GM	HB23, HB27
HOFFCO	3/8" x 24 DF	1600, CRITTER, GT14A, GT14B, GT14H, GT160B, GT160TL, GT160TL, GT21, GT210, GT211, GT211A, GT215H, GT215T,
	7/16" x 20 DF	WW850, WW88
	M10 x 1,25 GF	JP215, JP215GT, JP220F, JP225, JP260, JP260A, JP260C, JP270, JP300, JP300A, JP300B, JP300C, JP300F, JP320, JP390,
HOMELITE	3/8" x 24 GF	ST160, ST180, ST200, ST210
	7/16" x 20 DF	ST185
	M7 x 1,00 GM	TM523
	M8 x 1,25 GM	32C, 33, 242D, 33B, 33DI, 33TO, BCH20, BCH2D, PMB522, RK521, ST100, ST120, ST175CG, ST360, ST385, ST80, SXD20,
	M8 x 1,25 GF	38, 40, 175C, 185C, 285C, 3600E, 385C, BCH24, BCH32C, BCH32CDI, BCH33, BCH33B, BCH33DI, BCH33TO, BCH38, BCH40, BCH48, HBC30, HBC30B, HBC30C, HBC38, HBC40, HK14, HK18, HK24, HK28, HK30, HK33, HK38, PBC3600, PBC3600B, PBC3600E, PLT3400, ST155, ST175, ST20, ST285, ST385CG, ST40, ST400, ST485, ST485C, ST60
	M10 x 1,25 GM	FK514, NBA524, SXD40, TXD508
	M10 x 1,25 GF	HBC48, PBC3800, PBC4000
HONDA	M8 x 1,25 GM	SXD25HE, UH41, UMK431, UMT20, UMT28, UMT32, UMT40, UMT41, UMT422, UMT431, UMT45, UMT51
	M10 x 1,25 GF	HHT25, HHT31, UMK422, UMK422LT4E, UMK422LTE, UMK422UT4E, UMK425E, UMK431E, UMK435E, UMR425, UMR431,
HUSQVARNA	3/8" x 24 GF	32LR, 32RL, MONDO MAXI, MONDO MEGA
	3/8" x 24 DF	26L, 26LC, 26RLC, 32LC, 32RLC, MONDO
	5/16" x 24 DF	21LCN, 23LC
	M7 x 1,00 GM	24R (< 1987)
	M8 x 1,25 GM	16R (< 1987), 22R, 24R > 1987, 25R (< 1987), 25RL > 1987
	M10 x 1,25 GF	225E, 225R, 225RD, 225RJ, 227L, 227LD, 227RD, 227RJ, 232L, 232LCAT, 232R, 232RCAT, 232RD, 322C, 322E, 322L, 322RJ, 322T, 323C, 323E, 323EX, 323L, 323LD, 323R, 323RJ, 324LXD, 324LX, 324RX, 325C, 325CX, 325EX, 325L, 325LXD, 325LX, 325LXT, 325RDX, 325RJX, 325RX, 325RXT, 325XT, 326C, 326CX, 326EX, 326L, 326LXD, 326LS, 326LX, 326RX, 327LXD, 327LS, 327LX, 327RDX, 327RJX, 327RX, 32R > 1987, RD
	M10 x 1,50 GM	32R (< 1987)
M10 x 1,50 GF	HUSKY 27GTS	

Constructeur	Taille	Type
HUSQVARNA	M12 x 1,75 GF	244, 120L, 120R, 125L, 125LD, 125R, 125RB, 125RD, 125RJ, 125RJD, 125RL, 132L, 132LD, 132R, 132RB, 132RD, 132RL, 135R, 140R, 142RB, 143R, 152RB, 153R, 165R, 165TX, 16R > 1987, 18RL (< 1987), 18RL (< 1987), 225L, 225LD, 227R, 22RL (< 1987), 235FR, 235R, 235R II, 235RCAT, 240R, 240RBD, 240RJ, 241R, 241RJ, 244GX, 244R, 244RX, 245R, 245RX, 250R, 250RX, 252RX, 25R > 1987, 25RL (< 1987), 265RX, 26R, 32L, 333R, 333RJ, 335LS, 335LX, 335RJX, 335RX, 343F, 343FR, 343R, 345FX, 345FXT, 345R, 345RX, 355FRM, 355FX, 355FXT, 355RX, 36R, 39R, 533RS, 555FX, 555FXT, 555RXT
IDC	M10 x 1,25 GF	364, 500, 520, 530, 540, 580, 540 SUPREME, 540-1, 540-2, 580 SUPREME, 580-1, 580-2
IKRA	M8 x 1,25 GM	BT1045
IRINO	M8 x 1,25 GM	LA17, S5, SH17
	M10 x 1,00 GF	LB20, LB24
ISEKI	3/8" x 24 DM	DYB190, DYB191
	M7 x 1,00 GM	DYB201, DYB202, DYB231, DYB232
	M8 x 1,25 GM	DYB251, DYB252, DYB254, DYB261, DYB262, DYB321, DYB322
	M8 x 1,25 GF	190, 250, 350, 400, 500, IAX180
	M9 x 1,25 GF	IC12, IC13, IC15, IC16, IC17, IC18, ICD13, K16, K17, K18
	M10 x 1,25 GM	DYB351, DYB354, DYB453, DYB454
JOHN DEERE	3/8" x 24 DF	82, 85, 100G, 110G, 120G, 200G, 210G, 21C, 21S, 220G, 80G, 82G, 83G
	M10 x 1,25 GF	240G, 24S, 250G, 25S, 260G, 300G, 30S, 350G, 360G, 380G, 38B, 38R, 38S, 450G, 460G, 60G, 90G
JONSERED	3/8" x 24 DF	GT26, GT32
	M8 x 1,25 GM	300, 400, BIG RED 400, BP40, BR420, BR460, BR480, G25RD, GR32LCAT, GT21L, GT22L, GT24L, LITTLE RED 300, LR200, LR200B, LR200L, LR220, LR220B, LR220L, LR260, LR260B, LR260L, LR300, LR320, LR400, LR420, LR450, LR460, TIGER 40
	M10 x 1,25 GF	BP2040C, BP40COMBI, BR400, BR450, GR2026CL, GR2026D, GR2026L, GR26COMBI, GR26D, GR26L, GR3032D, GR3032L, GR32L, GR44, GT21, GT22, GT24, GT26D, GT26L, J40D, KQ20, KQ30, KQ30NE, KQP20, RS44
	M12 x 1,75 GF	BC2145, BC2236, BC2255, BC2256, BP2052, BP240C, CC2036, FC2145, FC2145S, FC2145W, FC2255, FC2255W, FC2256,
KAAZ	M7 x 1,00 GM	S20, V20
	M8 x 1,25 GF	K10, K20, K20Z0, K2Q, K2Q20, K30, KLQ, KOP20B, KPQ, KPQ20, KQ, KQP20, KQT130, KT12, RQ20, U10, V15, V18, V25,
	M8 x 1,25 DF	KQ20, V10
	M10 x 1,25 GF	410, J40, J400, J400GX, J40BD, J40HD, JLKT200, JLQT200, JQ40, JQ50, JQG4K, JQT200, K400, K400BD, K40BD, K40D, KQ30, KQ30NE, KT10, KT18, KT1S, KT30, KW30NE, RQ30, RQ40, RX350, RX351L, RX501, T170, T240, T410, V190, V35, V40, V420, V501, V520, VNX540, VRX360, VRX440, VRX540, VX221, VX251C, VX360, VX360S, VX440
KAAZ - IDEAL	M8 x 1,25 GF	JQ, K408D, S25, SX230, SX360, V25
	M10 x 1,25 GF	J400GX, JQ40, JQ50, JQG4K, JQT200, K40D, KQ30, T170, T240, T410, V35, V40, VRX540, VX360
KOMATSU ZENOAH	M7 x 1,00 GM	BC17, BC220DL, BC221DL, BC23, BC32
	M8 x 1,00 GF	BC2300DL
	M8 x 1,25 GM	BC254A, BC260DM, BC260DUM, BC340DWM, BC340FW, BC341DWH, BC431DWM, BC432FWM, BCD20, BCF01, BK245FLK,
	M10 x 1,25 GM	BC431FWM, BC531DWM, BC532DWM, BK531DL, FBC22, FBC26
KUBOTA	M8 x 1,25 GF	D100, D200, D210, D300
	M10 x 1,25 GM	BS310, D110, F310, F410
	M10 x 1,25 GF	K410
	M10 x 1,50 GF	F300, F400
LAWNBOY	M10 x 1,25 GF	1460, 1480, 61653, 61953, 1480CC
LAWNFLITE	M6 x 1,00 GM	S100, S180
	M6 x 1,00 DM	M16, M18
	M7 x 1,00 GM	S200, S250, S255, S2560, S2600
	M8 x 1,25 GM	P7559, PRO250, PRO255, PRO256, PRO262, PRO330, PRO3300, PRO332, PRO356, PRO850, PRO851, S256
	M10 x 1,50 GM	PRO852, PRO8520, PRO952, PRO9520
LAWNKING	M8 x 1,25 GM	25, 35, 40, LK2D
MAKITA	M8 x 1,25 GM	RBC221, RBC230, RBC251, RBC260, RBC261, RBC310, RBC311, RBC410, RBC525, RBK410, RST250
	M12 x 1,50 GF-Fr	DBC3300, DBC4000, DBC4000C
MARUNAKA	M8 x 1,25 GM	BC184, BC241, BC326, BC402
	M8 x 1,25 GF	BC180DX, BC181DX, BC200DX, BC240DX, TM2, TM21, TM21DX, TM21DXF3L, TM24, TM24DX, TM24DXF3L
	M8 x 1,25 DF	BT181DX
	M10 x 1,25 GM	32, 35, BC480DX, G3, G5, GL3K, T240DX, T240DXF53L
	M10 x 1,25 GF	BC184C, BC200C, BC260C, G13K, G8K
	M10 x 1,50 GF	23, BC330DX, BC400DX, BK404FX, T200DX, T200DXF404L, T200DXF43, T200DXF43L, TM200JX, TM200JXF404L, TM33,
MARUYAMA	M7 x 1,00 GM	BC220DL, BC221DL
	M8 x 1,25 GM	BC184, BC184C, BC200, BC201, BC220DE, BC230, BC241, BC260CB, BC320, BC320H, BC326, BC330, BC331BK, BC340DL,
	M10 x 1,25 GM	32, 35
	M10 x 1,25 GF	BC200C, BC260, BC260C, BC260H, MC260, MC260S
	M10 x 1,50 GF	23
MC CULLOCH	3/8" x 24 DF	60, 70, 80, 95, 285BC, 287BC, 60A, EB2, EB280, I, II, III, IIISL, IIISX, IISL, IISX, ISL, ISX, MAC2825, MAC2827, MAC60, MAC60A, MAC60S, MAC60SX, MAC65, MAC65SL, MAC70, MAC70A, MAC75, MAC80, MAC80A, MAC80S, MAC80SL, MAC80SX, MAC85, MAC85A, MAC85S, MAC85SL, MAC85SX, PROMAC II, PROMAC II-SUP, PROMAC ISX, PROMAC IVHD, PROSCARPER ISX, PROSCARPER I, PROSCARPER IS, ROADRUNNER I, ROADRUNNER II, ROADRUNNER III, ROADRUNNER SEBIIIS, ROADRUNNER SEBIIIS, ROADRUNNER SL SEBISX, ROADRUNNER SUPER EBIS, SILVER EAGLE 28, SILVER EAGLE 28C, SILVER EAGLE 32BC, TITAN2100, TITAN2200
	M8 x 1,25 GM	30A, 38AV, BP30AV, DELTA, MS33, MS33 DELTA, MS40, SUPERMAC30AV, TD2400, TD3300, TD4000
	M8 x 1,25 GF	MAC22, MAC30, MAC38
	M8 x 1,25 DF	MAC17, MAC25

Constructeur	Taille	Type
MC CULLOCH	M10 x 1,25 GM	MAC32, MAC37, TD2100
	M10 x 1,25 GF	90, 100A, 85A, 85S, 85SL, 85SX, 90A, 95A, 99A, EB, EB2815, EB2816, EB2817, EB2818, EB282, EB2845, EB285BCS, EB287BCS, EB297BCS, EB3, EB3225, EB3225HD, EB3227, EB3227HD, EB325BC, EB327BC, EB32BCS, EB35L, EB35X, EB4, EBIII, EBIVSL, MAC100A, MAC100AHD, MAC100HD, MAC23, MAC38AV, MAC90, MAC90A, MAC95, MAC95A, MAC99A, MAC99SL, PROMAC III, PROMAC III SUP, PROMAC IV SUP, PROSCRAPER 28S, PROSCRAPER 32HD, PROSCRAPER 32HDS, PROSCRAPER II, PROSCRAPER IIHD, PROSCRAPER III, PROSCRAPER IV, PROSCRAPER SEBIC, PROSCRAPER V, PS1, PS2, PS3, PS4, PS5, SEB4, SILVER EAGLE 32BCDLS, SILVER EAGLE 32BCS, SM100, SMAC30AV, SMAC38AV, SMAV38AV, SUPMAC100A, TITAN2300, TITAN2300AV, TITAN2310, TITAN2360, TITAN2400, TITAN2500, TITAN2500AV, TITAN2560AV, TITAN2565AV, TITAN3000, TITAN3900
	M10 x 1,50 GM	30AV, BP26AV, BP35AV, BP38AV, EUROPA, EUROPA92/35A, MAC30A, MS24, MS52, PRATER30, PROMAC38AV,
MITSUBISHI	M8 x 1,25 GF	K20M-T12, MB-160A, MB-180, MB-200, MB-6A, MV-130
MOUNTFIELD	M8 x 1,25 GM	16, 18, 22, 23, 24, 26, 33, 40, 43
	M10 x 1,25 GM	31, 37
NIKKARI	M8 x 1,25 GM	22, 24, 37, RK521, SDX20, TDK518
	M10 x 1,25 GM	33, 38, FK514, NBA524, PNB522, SXD40, TXD508
OLEOMAC	M8 x 1,25 GM	200, 435, 440, 446, 722, 727, 733, 735, 433BP, 440BP, 443BP, 453BP, 722S, 725BL, 725D, 725S, 725T, 726S, 726T, 727C,
	M8 x 1,25 GF	220, 260, 300, 310, 400, 410, 720, 8420, 85100, 725B, 75S, 75T, SPARTA26TR, TR100E, TR101E, TR60E
OLYMPYK	M8 x 1,25 GM	8300, 433BP, 727S, 727T, 733S, 733T, 740S, 740T, B200, B220, B220L, B220S, B260, B260L, B320, B400, B420, B450, B460,
PAICE SETTER	M8 x 1,25 GF	JQ, K20, KLQ, KQ
	M10 x 1,00 GF	J9, J40D, KQ30
PARTNER	M8 x 1,00 GF	B322, T211, T321
	M10 x 1,00 GF-Fr	B400
	M10 x 1,25 GF	200, 203, 205, B250C, B250V (< 1987), B323, B325, B50V, T250
	M12 x 1,75 GF	B180, B250U, B250V (> 1987), B265J, B370, B380, B405, B440, B450, B450C, B450G
PIONEER	M8 x 1,25 GF	F16, S16, S24, SF24
	M10 x 1,25 GF	S33, S41, S51
POULAN	3/8" x 24 GF	165, 175, 185, 195, 165 PRO, 175 PRO, 185 PRO, 195 PRO, 200 PRO, 2620 PRO, 2820 PRO, 800 PRO, 900 PRO
	3/8" x 24 DF	770, 800, 110 PRO, 111 PRO, 112 PRO, 113 PRO, 114 PRO, 115 PRO, 115 YARDPRO, 117 PRO, 120A YARDPRO, 130A
	M10 x 1,50 GF	150, 200, 900, 2620, 2820
RED MAX	M7 x 1,00 GM	BC220DL, BC221DL, BC240DL, BC300DL
	M8 x 1,25 GM	BC2200E, BC2200ELDC, BC2301S, BC260DL, BC261DL, BC262DL, BC3400DL, BC340DL, BC4400DL, BCX2600, BCX2600DL,
	M10 x 1,25 GM	BC2600DL, BC341DL, BC342DL, BC430DWM, BC440DWM, BC441DWM, BC442DWM, G2KC
	M10 x 1,25 GF	BC200, BC2000DL, BC2300DL, BT2000, BT2001DL
ROBIN	M8 x 1,25 GM	NB30K, NBK351Z, NBR30, NBR30K, NBR40
	M8 x 1,25 GF	BH2500A, IVBF231, IVBK411, MB26AV, MB31AV, NB02, NB02TM, NB16, NB16F, NB16S, NB211, NB211C, NB223, NB231,
	M8 x 1,25 GF-Fr	NB02T, NB16T
	M8 x 1,25 DF	NB23, NBA
	M10 x 1,00 GF-Fr	IVB50L, NB03, NB04, NB04-2D, NB30, NB411L, NB50, NB50L
	M10 x 1,25 GF	BH3500, BH3600
RYOBI	M8 x 1,25 GM	3318, 180KS, 180S, RD180K, RD180KS, RD180S, RD5225, REK285BP, RSB2801, RSH1100
	M8 x 1,25 GF	RD1605, RD2414, RD3318, RD3818
	M10 x 1,25 GM	5224, 5225, RD5224
	M10 x 1,25 GF	740R, 740R-1, 750R, 775R, 780'er Serie, 780R, 780R-1, 780RB, 780RE, 790R, 840R, 865R, 885R, 990R
	M10 x 1,50 GF	RD260
	M12 x 1,75 GF	RD330, RD430, RD519, RD520
SABO	M7 x 1,00 GM	23-700
	M10 x 1,25 GM	26-1500, 26-1700
SABRE	M8 x 1,25 GM	B25
SEARS	3/8" x 24 GF	79543, 79622, 79623, 79624, 79714, 79725, 79727, 79753, 79754, 79755, 79762, 79821, 79822, 79827, 79828, 79844, 79845, 79846, 79847, 79849, 79854, 79856, 79857, 79926, 79973, 79975, 791760, 797161, 798471
	3/8" x 24 DF	28151, 79541, 79542, 79544, 79551, 79552, 79580, 79590, 79603, 79604, 79605, 79606, 79608, 79611, 79612, 79614, 79616, 79621, 79680, 79690, 79703, 79713, 79715, 79717, 79718, 79721, 79772, 79782, 79803, 79804, 79805, 79812, 79814, 79815, 79821, 79826, 79924, 79925, 79929, 99512, 99515, 99516
	5/16" x 24 DF	79801, 79809, 79852, 79853, 79855, 79908, 79909, 79911, 79912, 79933, 80926, 797101, 799211, HP22
	M10 x 1,00 GF	636-79545, 636-79558
SHIKUTANI	M8 x 1,25 GF	122
	M10 x 1,00 GF	LK350, L155, L183, L185
SHINDAIWA	M7 x 1,00 GM	C20, C230, DYB201, DYB202, LT18, LT18A, LT20, LT20A, T18, T18A, T20, T20A, T230, T230XR, T23E, T35
	M8 x 1,25 GM	BP45, C23, C25, C250, C27, DYB251, DYB252, DYB254, DYB261, DYB262, DYB321, DYB322, F20, PB35, PB45, R20, R2025, R2025/35F, R25, R27, R35, R35F, T25, T250, T260, T27, T270, T350, TBC220, VP35, YARDWARE220
	M8 x 1,25 DM	F21
	M10 x 1,25 GM	B35, B40, B45, BP35, C35, DYB351, DYB354, DYB453, F18, RC35, RC45
SHINGU	M6 x 1,00 GM	M16, S100, S180
	M7 x 1,00 GM	200, 250, 350, K301, S22PNC, S23PNC
	M8 x 1,25 GM	650, G1823DE, G1823E, G2523DE, G2523E, P700, P750, P850, PG3330DD, PK2325DE, PK2325E, PK4035DD, PK4845DD,
	M10 x 1,50 GM	PH4846DD, PK4036DD, PK4846DD
SNAPPER	3/8" x 24 DF	212, 213, 214, 212CST, 213CST, 214DCST, P212CST
	M10 x 1,25 GF	211, 310, 311, 410, 210SS, 211SS, 211SST, 215RI, 215SST, 240SS, 240SST, 2450RT, 245SST, 311S, 410SST, 410SST, 411SST,

Constructeur	Taille	Type
SOLO	M8 x 1,25 GF	120, 122, 124, 126, 135, 140, 200, 300, FS125, S200, S300
	M10 x 1,00 GF-Fr	123, 125, MULTIMOT
	M10 x 1,25 GF	014, 100, 115, 118, 119, 400, 130S, FS135, FS136, S100, S400
	M12 x 1,50 GF-Fr	124, 126, 127, 128, 130, 134, 137, 140, 141, FS126, FS128
STIGA	M8 x 1,25 GM	6000, 7000, 8000
STIHL	M8 x 1,25 GM	FS109, FS50, FS50E, FS50F, FS51, FS51AVE, FS60, FS61, FS61AE, FS61E, FS65, FS65AVE, FS65AVRE, FS80-4112, FS80E,
	M10 x 1,00 GF-Fr	FE55, FIXCUT25-2, FR106, FR108, FR350, FR450, FR480, FR85, FR85T, FS100, FS100R, FS100RX, FS106, FS106AVE, FS108, FS110, FS110R, FS120, FS120R, FS130, FS130R, FS200, FS200R, FS250, FS250R, FS36, FS40, FS44, FS44J, FS44R, FS480, FS52, FS52AVE, FS52AVRE, FS55, FS55C, FS55RC, FS55T, FS55TC, FS56, FS56AVE, FS62, FS62AVE, FS62AVRE, FS66, FS66AVE, FS66AVRE, FS72, FS74, FS74AVE, FS74AVRE, FS74R, FS75, FS76, FS76AVE, FS76AVRE, FS76R, FS80, FS81, FS81AVE, FS81AVRE, FS85, FS85RX, FS85T, FS86, FS86AVE, FS86AVRE, FS88, FS90, FS90R, FSKM
	M10 x 1,50 GF-Fr	FS25-4, FS25-4R, FS55, FS55R, FS65-4, FS65-4R, FS80R, FS85, FS85R, FS85RT
	M12 x 1,50 GF-Fr	420, FS08, FS150, FS151, FS160, FS180, FS20, FS200, FS202, FS220, FS220K, FS280, FS280K, FS300, FS350, FS353, FS353AV,
	M14 x 1,50 GF	FS360, FS420, FS420L, FS500, FS550, FS550L
TANAKA	3/8" x 24 DF	TBC200
	M8 x 1,25 GM	3:301, 2000, 265SDH, 300SDH, 321E, 355SDH, 422SDH, 500SDH, AST210, AST250, AST7000, SUM201, SUM250, SUM301, SUM321, SUM321E, SUM351, SUM400, SUM421, SUM500, SUM7000, TBC160, TBC162, TBC20, TBC2000, TBC205, TBC2100, TBC2110, TBC215, TBC218, TBC220, TBC2200, TBC220E, TBC220SS, TBC225, TBC23, TBC232, TBC233, TBC240, TBC250, TBC2500, TBC2500N, TBC250DH, TBC255, TBC262, TBC265, TBC265SDH, TBC2800, TBC30, TBC300, TBC300SDH, TBC301, TBC321, TBC322, TBC325, TBC355, TBC355DH, TBC37, TBC373, TBC400, TBC422, TBC422BDH, TBC422C, TBC425, TBC4500, TBC500, TBC5000DH, TBC500DH, TBC501, TCB23, TCB232, TCB250DH, TCB262, TCB265, TCB265SDH, TCB300SDH, TCB355SDH, TST218, TST501, TUM220, TUM250
	M8 x 1,25 GF	202-84, TBC202, TBC210, TC1600
	M8 x 1,25 DF	AST5000, AST7000S, SUM205, SUM215, SUM220, SUM2200, TBC16, TBC4000, TBC4100, TBC5000
	M10 x 1,25 GM	SUM3
THE BLUES & WOODLORD	M8 x 1,25 GM	BC231DM, BC241DX, BR161DM
	M8 x 1,25 GF	BC181, BC241, BT181
	M10 x 1,25 GM	BC240, BC350, BC480, BC500
	M10 x 1,50 GF	BC330, BC400
TONDU	M6 x 1,00 GM	S100, S180
	M6 x 1,00 DM	M16, M18
	M7 x 1,00 GM	S200, S250, S255
	M8 x 1,25 GM	PRO250, PRO255, PRO256, PRO262, PRO330, PRO332, PRO850, PRO851, S256
	M10 x 1,50 GM	PRO852, PRO952
TORO	3/8" x 24 DF	TC1000, TC2000
	M8 x 1,25 GM	P Series
	M10 x 1,25 GF	1000, 2000, 30900, 30901, 30920, 51628, 51641, 51645, 51650, 51660, CL2100, CL30900, CL30901, CL30920, CL700, TC2100, TC300, TC3000, TC3100, TC3500, TC400, TC4000, TC5000, TC600, TC650, TC700, TC800
TURF POWER	M10 x 1,25 GF	740TP, 780TP
WARRIOR	M8 x 1,25 GM	BC181DX, BC231DM, BC241DX, BC330DX, BC331FX, BT161M
WEEDEATER	3/8" x 24 GF	165, 175, 185, 195, HP30SB, HP30SBP, TBC57, XT100, XT125, XT125B, XT125KT, XT125T, XT125TR, XT90, YP105
	3/8" x 24 DF	85, 100, 125, 500, 507, 559, 587, 600, 607, 608, 1400, 1500, 1600, 1700, 1740, 3500, 125B, 1400T, 1600T, 1700A, GT1 SUPER 16, GT115, GT116, GT116 SUPER, GT117T, GT118B, GT118KT, GT118T, GT119, GT152, GT117, GT117C, PRO111, PRO112, PRO114, PRO115, PRO117, PRO175, PROTRIM, WEEEDY2215, XR20, XR20T, XR30, XR35, XR50A, XR50S, XR50T, XR70, XR75, XR80, XR80A, XR85, XR85T, XT20, XT50, XT50T, XT80, XT85, YP110, YP115, YP116, YP120, YP120A, YP130, YP130A, YP145
	5/16" x 24 DF	FEATHERLITE, GT115T, GT117, GT117E, HP22, HP22T, HP30T, LT7000, LT7500, XT20T, XT25, XT40, XT40T
	7/16" x 20 DF	650, 657, 670, 707, 978, 979
	M8 x 1,25 GM	22, 82, 599, 848
	M10 x 1,25 GM	PRO37
	M10 x 1,50 GF	609, 1000, PRO195, XR100, XR105, XR125, XR200, XR90, XR95, YP140, YP160, YP200, YP40
WESTMAC	M8 x 1,00 DF	16
	M8 x 1,25 GM	23, 31
	M8 x 1,25 GF	19S, 33S, W180, W190, W240, W245, W330
	M10 x 1,00 GF	35, 40, 50, 68
	M10 x 1,25 GF	W40
	M12 x 1,75 GF	RS40, RS45
YAMAHA	M8 x 1,25 GM	YBC20D, YBC30D, YBC40D
	M10 x 1,25 GM	YBC50D
ZENOAH	M7 x 1,00 GM	BC17, BC220, BC220DL, BC221DL, BC23, BC32
	M8 x 1,00 GF	BC2300DL
	M8 x 1,25 GM	BC254A, BC260, BC260DM, BC260DUM, BC340DWM, BC340FW, BC341DWH, BC431DWM, BC432FWM, BCD20, BCF01,
	M10 x 1,25 GM	BC431FWM, BC531DWM, BC532DWM, BK531DL, FBC22, FBC26