



Engine model Type de moteur Modelo de motor	220	Build prefix Code constructeur Código de constructor	-	Naturally aspirated Aspiration naturelle Aspiración natural
---------------------------------------------------	-----	------------------------------------------------------------	---	-------------------------------------------------------------------

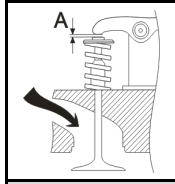
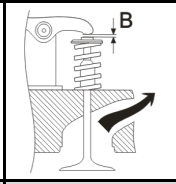
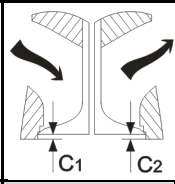
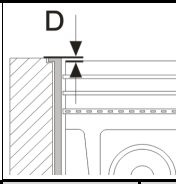
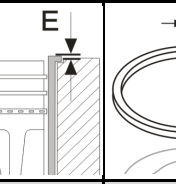
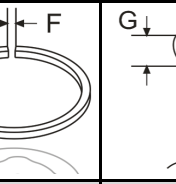

Cylinder bore Alésage du cylindre Calibre del cilindro
100mm

Piston stroke Course du piston Recorrido del pistón
115mm

Engine capacity Cylindrée Capacidad del motor
3.6 litre

Number of cylinders Nombre de cylindres Número de cilindros
4

Specifications / Spécifications / Especificaciones

						
A (mm)	B (mm)	C (mm)	D (mm)	E (mm)	F (mm)	G (mm)
0.38	0.31	1 2			1 0.280 - 0.406 2 - 3 -	

Torque specifications / Spécifications de couple / Especificación de torsión

	Nm	lbft	Degrees
Cylinder head bolts Vis de culasse Pernos culata	123	91	
Main bearing bolts Vis, chaise de palier-vilebrequin Pernos rodamiento principal	164	121	
Connecting rod bolts Vis de bielles Pernos de biela	82	60	
Flywheel bolts Boulons de roue Pernos volante	123	91	